





Check in before unloading at Entrance 1 or Entrance 2 and get table(s) assignments and Wristband.

There will be four unloading and loading lanes, see legend below

-  Lane #1
-  Lane #2
-  Lane #3

Lanes 1 2 & 3 Cars & Trucks Without Trailers Small to Medium Loads

 Lane #4  
Lane #4 Highlighted in Black is For Trailers or Large Loads. Or all traffic after Unloading

There are two Vendor Check In areas (bldg. 1)

Please move vehicle to parking area after unloading

Help will be available to Unload your merchandise

